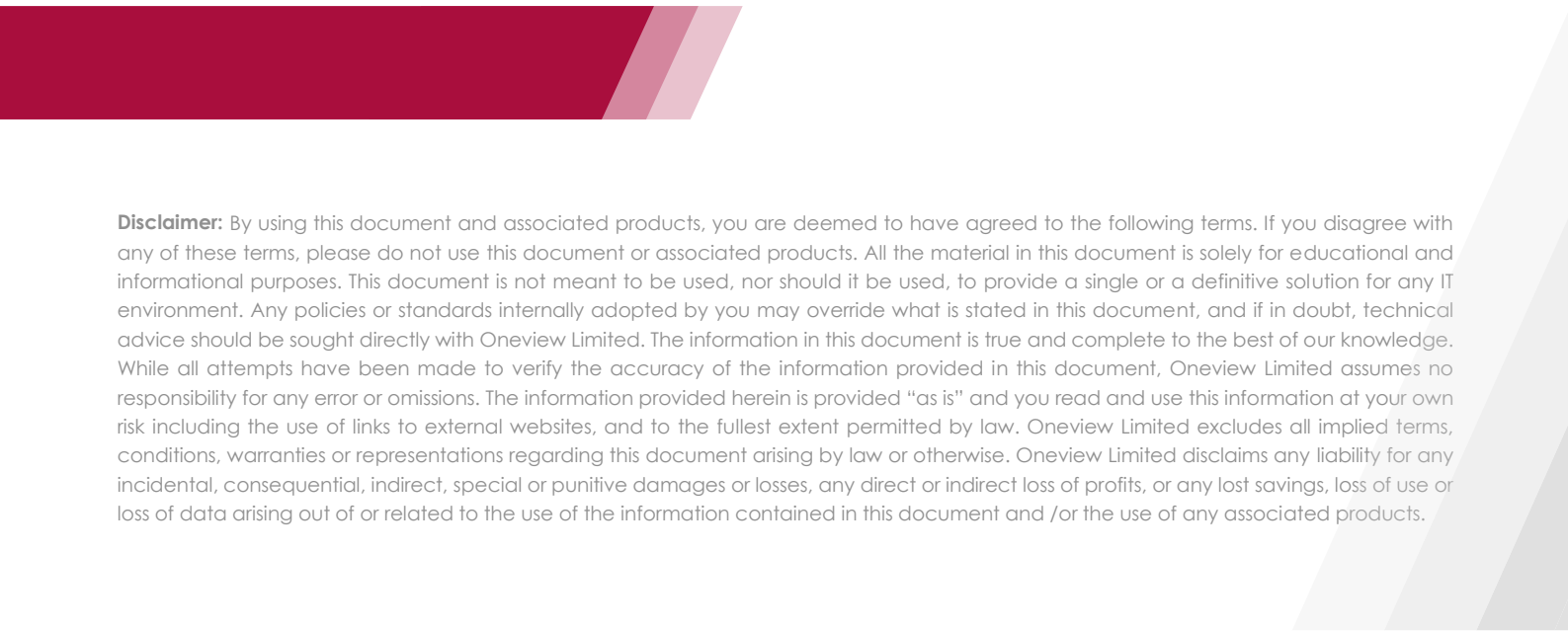


Diversity & Inclusion Report

2025.Q3



Disclaimer: By using this document and associated products, you are deemed to have agreed to the following terms. If you disagree with any of these terms, please do not use this document or associated products. All the material in this document is solely for educational and informational purposes. This document is not meant to be used, nor should it be used, to provide a single or a definitive solution for any IT environment. Any policies or standards internally adopted by you may override what is stated in this document, and if in doubt, technical advice should be sought directly with Oneview Limited. The information in this document is true and complete to the best of our knowledge. While all attempts have been made to verify the accuracy of the information provided in this document, Oneview Limited assumes no responsibility for any error or omissions. The information provided herein is provided "as is" and you read and use this information at your own risk including the use of links to external websites, and to the fullest extent permitted by law. Oneview Limited excludes all implied terms, conditions, warranties or representations regarding this document arising by law or otherwise. Oneview Limited disclaims any liability for any incidental, consequential, indirect, special or punitive damages or losses, any direct or indirect loss of profits, or any lost savings, loss of use or loss of data arising out of or related to the use of the information contained in this document and /or the use of any associated products.

Change History

Date	Version	Created By	Description of Change
09/11/2023	1.0	Meadhbh Gaffney & David Flood	Initial version
12/01/2024	1.1	Meadhbh Gaffney & David Flood	Updated graphs and content with 2023 Q4 Information.
05/04/2024	1.2	Meadhbh Gaffney & David Flood	Updated graphs and content with 2024 Q1 Information.
01/07/2024	1.3	Meadhbh Gaffney & David Flood	Updated graphs and content with 2024 Q2 Information.
01/10/2024	1.4	Meadhbh Gaffney	Updated graphs and content with 2024 Q3 Information.
01/01/2025	1.5	Meadhbh Gaffney	Updated graphs and content with 2024 Q4 Information.
01/04/2025	1.6	Meadhbh Gaffney	Updated graphs and content with 2025 Q1 Information.
01/07/2025	1.7	Meadhbh Gaffney	Updated graphs and content with 2025 Q2 Information.
01/10/2025	1.8	Meadhbh Gaffney	Updated graphs and content with 2025 Q3 Information.

Table of Contents

GENDER BALANCE 3

AGE AND NATIONALITY PROFILE 4

GENDER PAY GAP REPORT 5

ANNUAL TOTAL COMPENSATION OF CEO TO ALL EMPLOYEES 7

EMPLOYEE TURNOVER 7

HEALTH AND SAFETY..... 8

WORKPLACE ACCIDENTS 8

HUMAN RIGHTS AND LABOUR STANDARDS 9

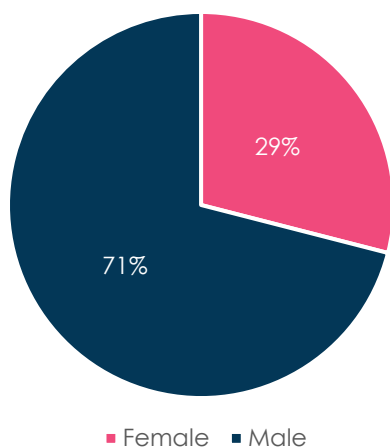
REPORTED CASES OF HARASSMENT:..... 9

LEARNING AND DEVELOPMENT..... 10

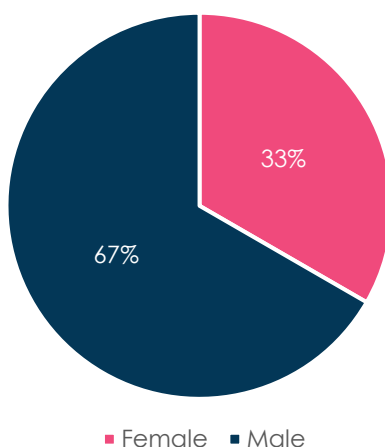
Gender Balance

In this section, we present the current gender balance within our organization. These figures reflect our commitment to transparency and creating a diverse, inclusive workplace. We continue to work towards better gender representation through ongoing initiatives and strategies aimed at fostering an environment where all individuals can thrive.

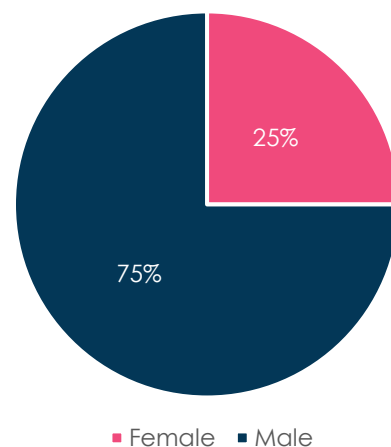
Global Organisation



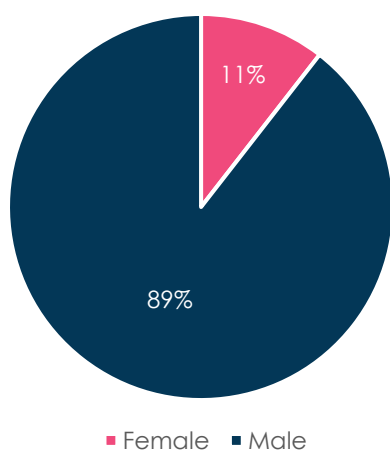
Board of Directors



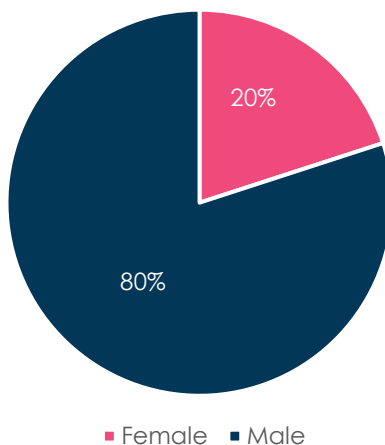
C-Suite Team



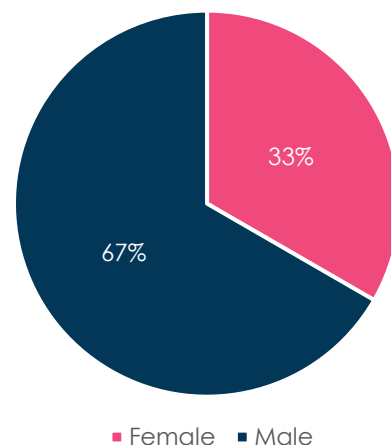
Irish Management Team



North American Management Team



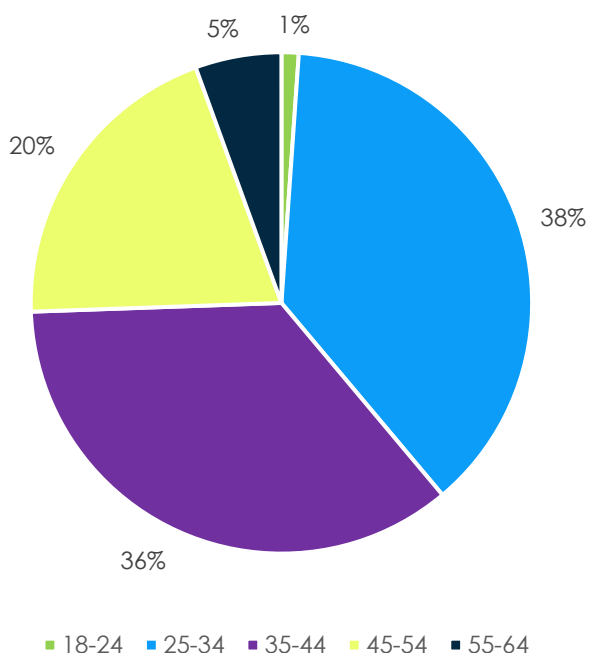
Australian Management Team



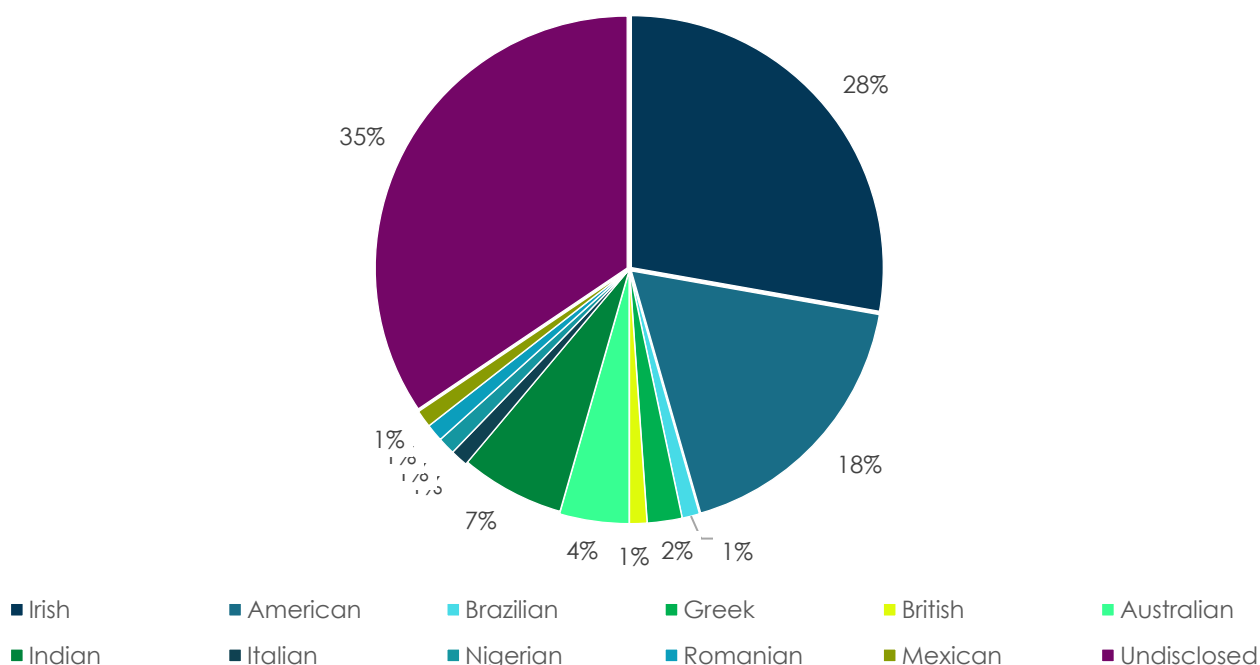
Age and Nationality Profile

This section outlines the age and nationality diversity within our workforce, emphasizing our commitment to an inclusive environment. We value the varied perspectives each age group and nationality bring, striving to create a workplace where all feel respected and valued.

Global Age Profile



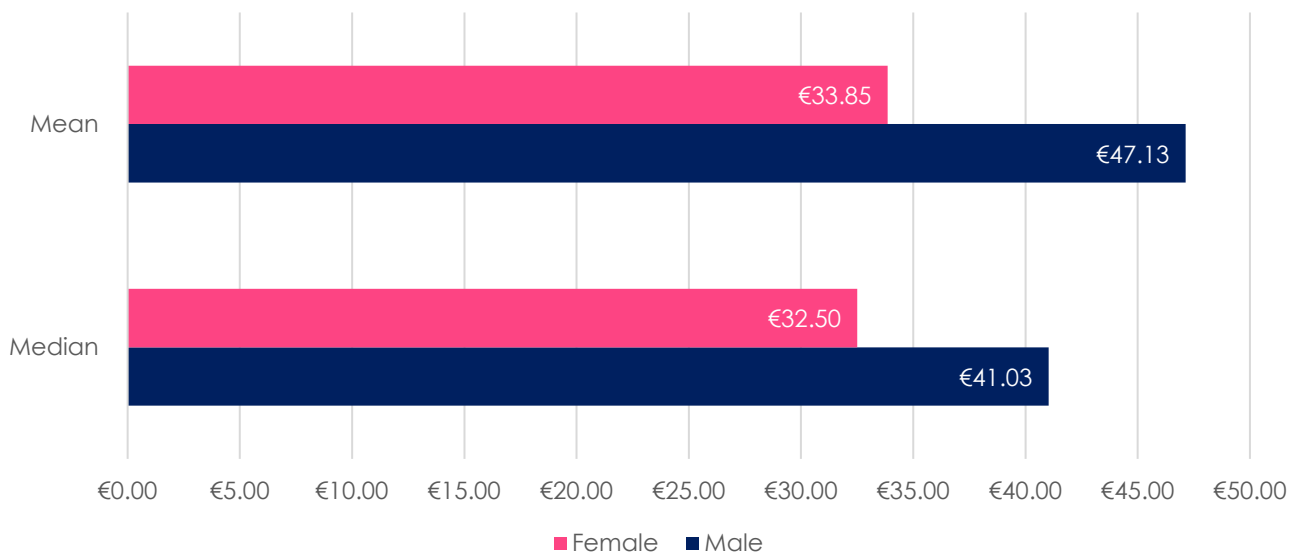
Nationalities



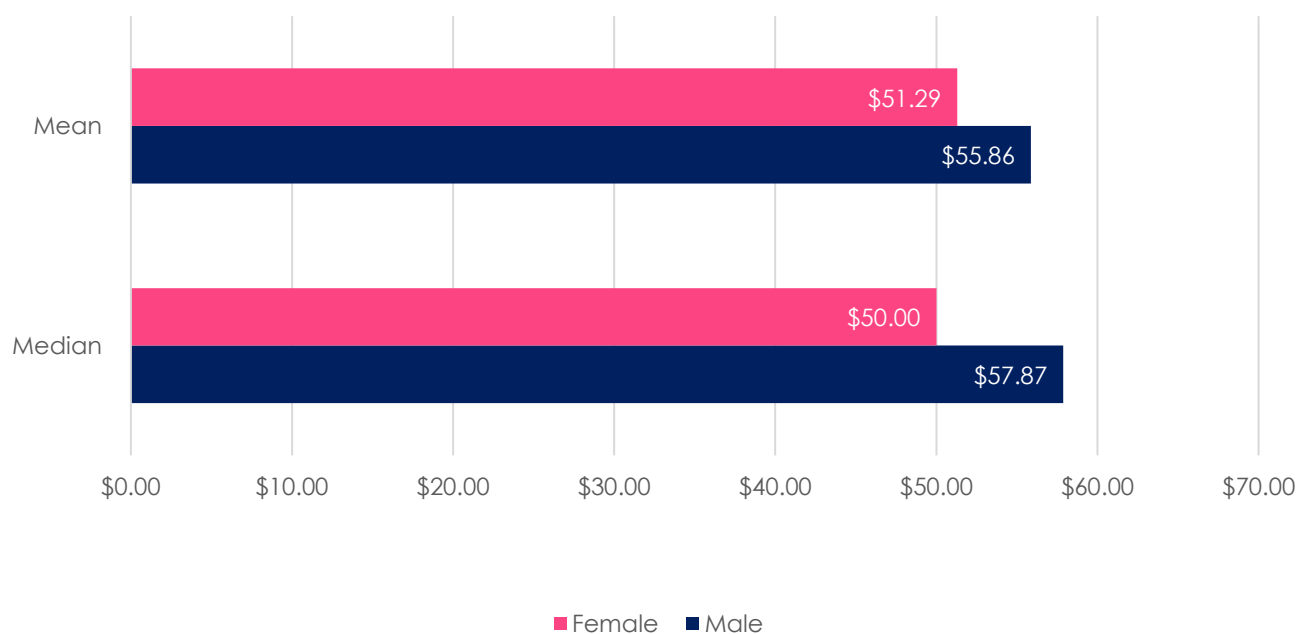
Gender Pay Gap Report

This section addresses the gender pay gap within our organization. We acknowledge the importance of transparency in understanding and addressing this disparity. Our commitment is to foster a fair and equitable workplace where all individuals are valued equally for their contributions. Through this report, we aim to provide insight into our current standing.

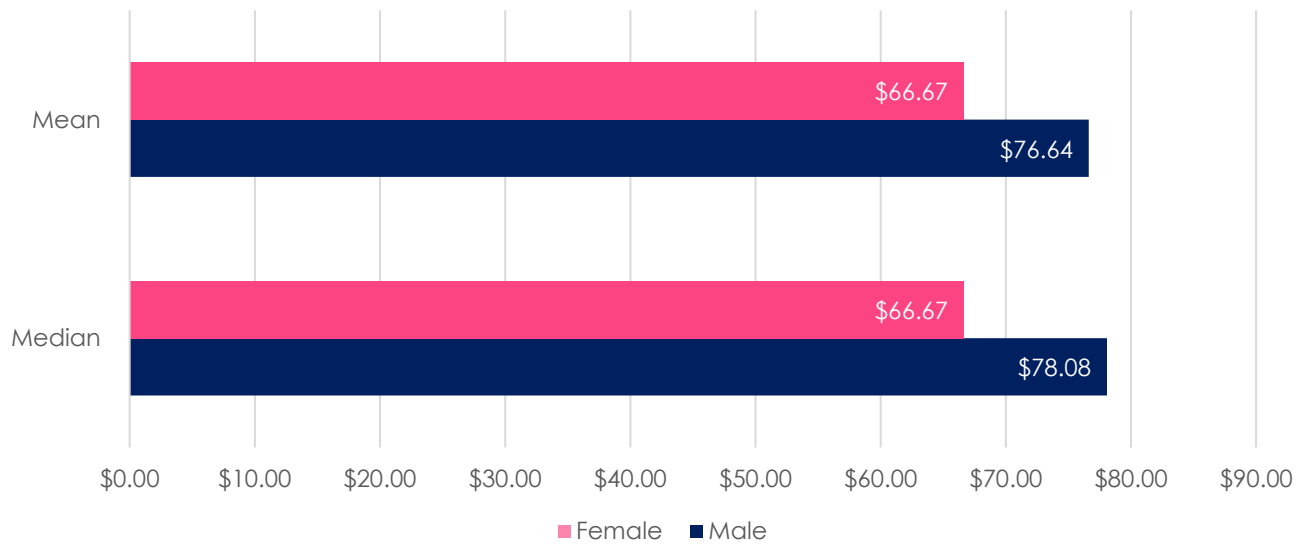
Ireland



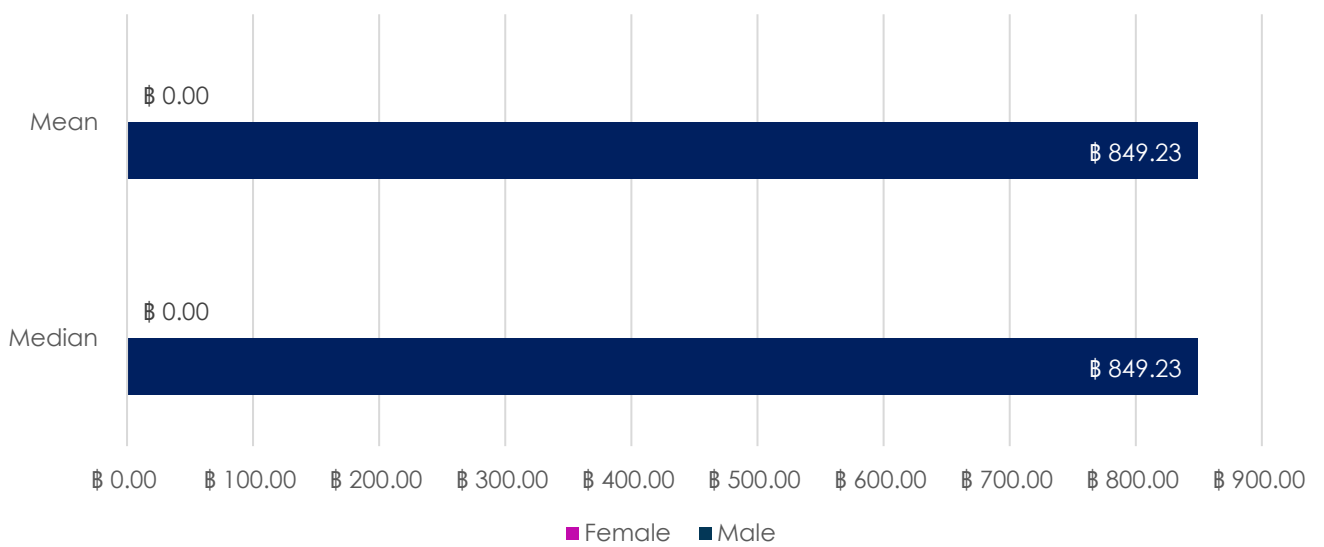
United States



Australia



Thailand



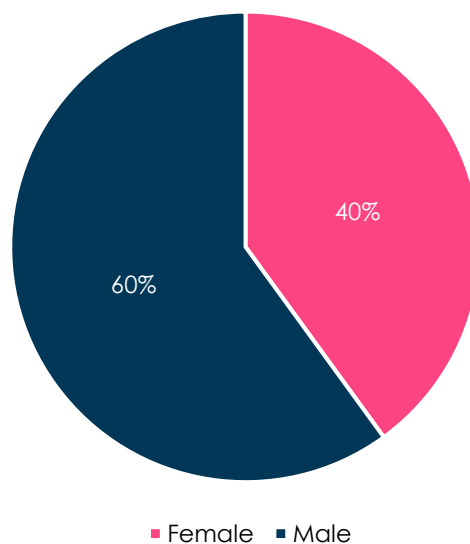
Annual Total Compensation of CEO to All Employees

4:1 ratio based on compensation including share-based payments, compensation and bonuses.

Employee Turnover

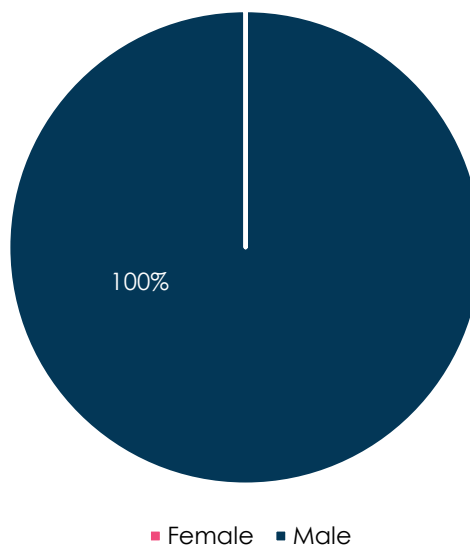
A total of 5 additional full-time joiners from 1st July until the 30th September 2025.

New Joiners



A total of 4 full-time leavers from 1st July until the 30th September 2025.

Leavers



Health and Safety

Oneview Healthcare have health and safety policies in all regions with the objective being to provide a safe and healthy place of work for all employees, colleagues and visitors to our offices and places of work and to meet all our duties and obligations to our clients.

Employees are required to report all accidents and near misses, whether resulting in injury or not, to management. It is also Oneview's policy, in accordance with good practice and common legislation, to report certain occurrences to the relevant Health & Safety Authority and ensure records are kept on site.

Key personnel are trained in:

- Fire safety management
- Cardiac first responders
- Manual handling
- Ergonomic training

Appropriate safety resources are provided in offices including first aid kits and defibrillators.

Workplace Accidents

There have been zero workplace accidents reported in Q3 2025.

Human Rights and Labour Standards

Human rights are a fundamental concern for Oneview Healthcare in its relationship with employees and suppliers.

Oneview Healthcare is committed to protecting the human rights of our employees through implementation of policies related to non-harassment, bullying and equal employment opportunities. These policies seek to provide applicants and employees equal treatment regardless of certain identified characteristics that have attracted historical stereotyping or bias in relation to employment. We comply as employers with all applicable laws and regulations on forced and child labour.

We are confident that our compensation practices ensure that all Oneview Healthcare employees receive compensation meeting or exceeding the amount for basic living needs, above the legal minimum and living wages in the countries in which we operate.

Our non-harassment policy details our commitment to providing equal employment opportunities and a workplace that is respectful, productive, and free from harassment including, but not limited to, sexual harassment. This policy outlines clear procedures for reporting and responding to issues of concern and can be found in our employee guidebooks and on our company intranet. We are committed to investigating all complaints filed and any possible violation of the policy of which we are made aware. If we determine that an employee has engaged in activities that are in violation of, or inconsistent with the policy, we will take appropriate disciplinary action against the offending employee, up to and including termination of employment.

The company also has a whistle-blowers policy in force to ensure that employees have an opportunity to report known, suspected or potential cases of relevant wrongdoings. All employees have undertaken anti-corruption and corporate governance training.

Reported cases of harassment:

There were zero cases of harassment reported in Q3 2025.

Learning and Development

